


# Annual Report 2010



CINCINNATI COLLEGE PREPARATORY ACADEMY

October 2010

## Clear Focused Direction



### Vision

To elevate every student through academic success with a holistic education focus.

### Purpose

Our purpose is to prepare and inspire students to pursue higher education through child centered motivational core instruction and innovative college preparatory programs while meeting the needs of the whole child.

### Mission

To holistically guide and direct students in the development of personal character and academic potential through top quality teaching and child centered programs in a safe, positive, and caring environment.

## Education that Elevates

The school is located in the heart of the city and is the hub of the west end community. Students achieve at high levels and engage in enrichment opportunities in the areas of academics, arts, and athletics. High expectations, clear focused goals, and a quality performance are the characteristics of our success.

### School Goals

75% of students will be at or above reading and math level.

75% of students will pass all parts of the state achievement tests.

75% of students will exhibit positive character traits and good health habits.

75% of students will pass all college preparatory course work.

95% of students will graduate college or a trade school with a viable career option.

### Expansion

The middle school building located at 1413 Linn St. , preschool at 1425 Linn St. and CCPA East K-6 Elementary School located at 4324 Homer Ave will open September 2011.

### Special points of interest:

- EXCELLENT RATING
- OPERATING SINCE 1999
- GRADES K-11 AND EXPANDING TO GRADE 12 SEPT 2010
- ENROLLMENT 700
- COLLEGE PREPARATORY PROGRAMMING
- HOLISTIC EDUCATION FOCUS

### Inside this report:

INSTRUCTIONAL PROGRAM	2
SPECIALS AND EXTRA CURRICULARS	2
HIGHLIGHTS	3
GOALS AND OUTCOMES	4-5
OAA RESULTS	6
FINANCIALS	7
NEEDS ASSESSMENT	8

# Annual Report 2010

---

## Instructional Programs



First year for competitive swim team

### Core Academics

All students receive a strong core academic background in the areas of Language Arts, Math, Science, and Social Studies. Before students are promoted to the next grade level specific academic standards are met each year.

### College Preparatory Programming

A major focus of the school is to make students ready for higher learning and to help them in their pursuit of it. Academic coursework throughout the year, and innovative programming are integral of the process of accomplishing this goal.

### Imaginary University

Imaginary University is a simulated university setting centered around themes of “Higher Education, Career Options, and Entrepreneurship.”

Students are taught college and careers, discover their gifts and talents, and learn how to further develop them.

MORE THAN 50%  
OF STUDENTS  
ARE INVOLVED IN  
EXTRA  
CURRICULAR  
PROGRAMS.



## Instructional Programs Continued

### Specials

Students receive instruction in physical education, art, music, dance, swimming, science lab, and technology applications.

### Extra Curricular Activities

More than 50% of the student population is involved in extra curricular programs. Opportunities include arts exposure, athletics, academics, and holistic educational needs. There are more than 20 extended day extra curricular programs provided that occur year round.



Live academic entertainment shows like Mr. Molecule, engages students in various learning outcomes

---

## Grades K-2 Highlights


- Annual field trips
- Thanksgiving family night
- Excellent reading groups
- Fun specials
- Hatching chickens



Animals throughout the buildings provide naturalist exposure

## Grades 3-6 Highlights

- Theatre
- Christmas program
- Field trips
- Camping trip
- School Bees and Bowls



FAMILY NIGHTS  
AND YEAR IN  
REVIEW  
PROGRAMS ARE  
AMONG THE  
HIGHLIGHTS FOR  
THE YEAR.

## Grades 7-11 Highlights

- Excellent sports programs
- Science Challenges
- Homecoming
- Black History program



# Annual Report 2010



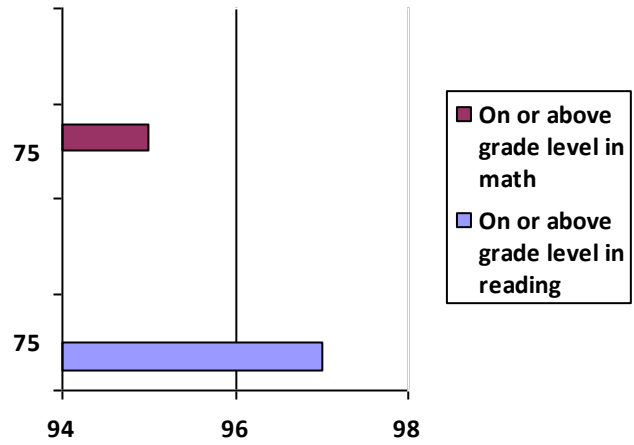
Anaya just graduated from Kindergarten and is looking forward to her bright future.

## Goal #1 Outcomes

Goal 1: 75% of students will be at or above reading and math level.

Internal testing is conducted for all grades at the beginning and end of the school year.

This goal was exceeded in both subject areas.

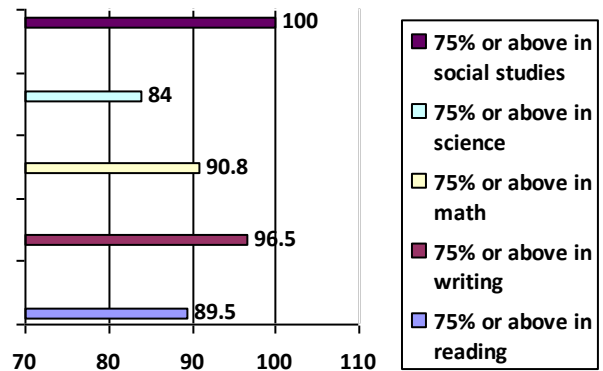


THE SCHOOL LOCAL REPORT CARD

PROVIDES EXTENSIVE DATA ON THE OUTCOMES FOR ALL GRADE LEVELS IN ALL SUBJECTS. THIS CAN BE FOUND ON THE ODE WEBSITE IN THE ACCOUNTABILITY SECTION BY SEARCHING THE SCHOOL'S NAME.

## Goal #2 Outcomes

75% of students will pass all parts of the state achievement tests.

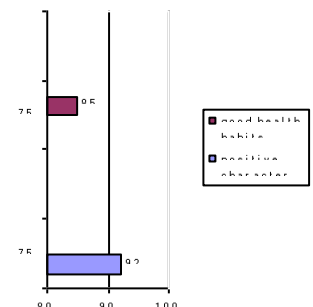


## Goal #3 Outcomes

75% of students will exhibit positive character traits and good health habits.

Character traits are measured by calculating discipline referrals and the number of good citizen awards given annually.

Good health habits are measured through our physical education program grades, extended day activities, and wellness programs evaluated by the school nursing program and the YMCA partnership.

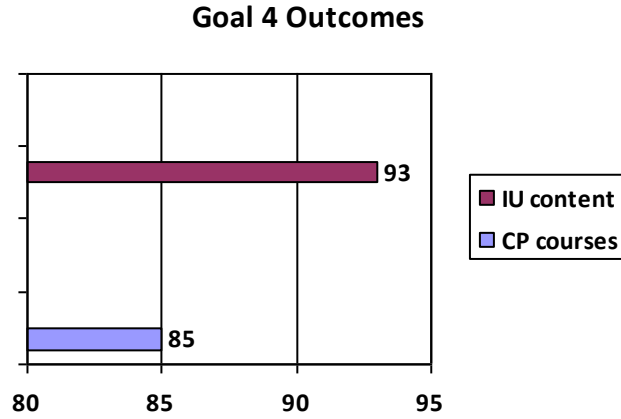


Kiree and Jakaela, 3rd grade students, in the annual talent show

## Goal # 4 Outcomes

75% of students will pass all college preparatory course work.

Goal 4 was exceeded as indicated in the chart to the right. In the legend, CP is “College Preparatory” courses and IU is “Imaginary University” programming both explained in p. 2.



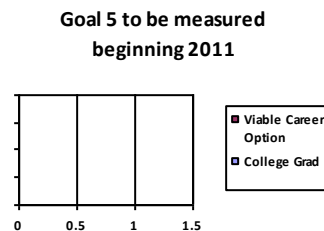
COLLEGE  
PREPARATORY  
PROGRAMMING  
IS ABOUT  
CASTING VISION  
AND THEN  
PREPARING  
STUDENTS TO  
GO AFTER IT.

## Goal #5 Outcomes

95% of students will graduate college or a trade school with a viable career option.

This goal will begin to be measurable at the completion of the year 2011 with the first high school graduating class.

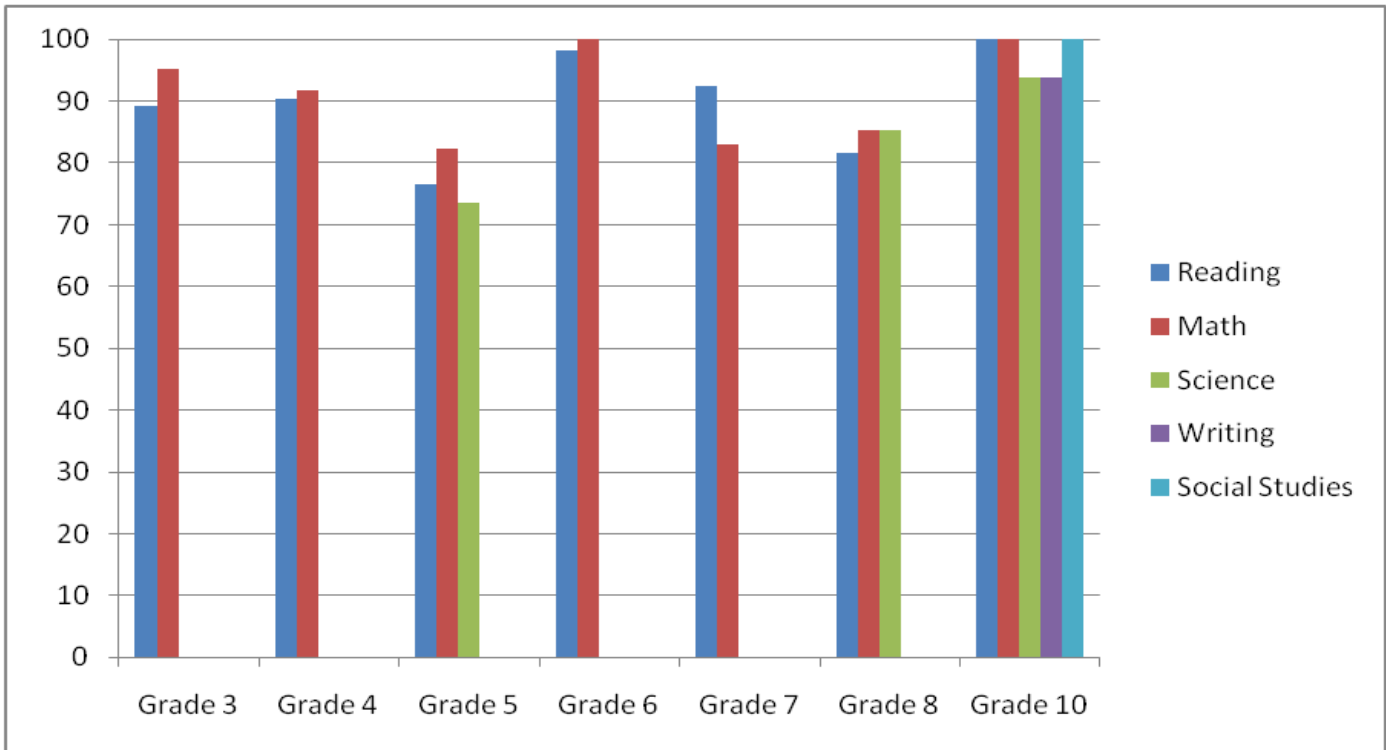
Students will receive on-going higher education and career counseling and will be monitored for outcomes of success.



Year in review celebrating academic progress and casting vision for pursuance of higher learning

# Annual Report 2010

## 2010 Ohio Achievement Assessment Outcomes Grades 3, 4, 5, 6, 7, 8, and 10



### Data at a glance...

Grade 3	Reading 89.2%	Math 95.2 %			
Grade 4	Reading 90.3%	Math 91.7%			
Grade 5	Reading 76.5%	Math 82.4%	Science 73.5%		
Grade 6	Reading 98.1%	Math 100%			
Grade 7	Reading 92.5 %	Math 83%			
Grade 8	Reading 81.5%	Math 85.2%			
Grade 10	Reading 100%	Math 100%	Science 93.8%	Writing 93.8%	Social Studies 100%

**CINCINNATI COLLEGE PREPARATORY ACADEMY**  
**Statement of Receipt, Disbursements, and Changes in Fund Cash Balances**  
**For the Fiscal Years Ended June 30, 2008 through 2010, Actual and**  
**the Fiscal Years Ending June 30, 2011 through 2015, Forecasted**

	<b>Actual</b>				<b>Forecasted</b>			
	Fiscal Year 2008	Fiscal Year 2009	Fiscal Year 2010	Fiscal Year 2011	Fiscal Year 2012	Fiscal Year 2013	Fiscal Year 2014	Fiscal Year 2015
<b><u>Operating Receipts</u></b>								
State Foundation Payments (3110, Charges for Services (1500) Fees (1600, 1700)	\$3,883,427 \$61,673 \$20,882	\$4,441,967 \$96,220 \$32,018	\$4,257,279 \$139,643 \$93,443	\$4,384,997 \$140,255 \$97,181	\$4,516,547 \$272,121 \$101,068	\$4,652,044 \$284,057 \$105,111	\$4,791,605 \$296,065 \$109,315	\$4,935,353 \$308,149 \$113,688
Other (1830, 1840, 1850, 1860, 1870,	\$34,298	\$112,955	\$4,990	\$27,000	\$28,080	\$29,203	\$30,371	\$31,586
<b>Total Operating Receipts</b>	<b>4,000,280</b>	<b>4,683,161</b>	<b>4,495,355</b>	<b>4,649,433</b>	<b>4,917,816</b>	<b>5,070,415</b>	<b>5,227,357</b>	<b>5,388,776</b>
<b><u>Operating Disbursements</u></b>								
100 Salaries and Wages	1,974,923	2,026,661	2,466,751	2,600,000	2,678,000	2,758,340	2,841,090	2,926,323
200 Employee Retirement and Insurance	738,800	787,107	848,026	884,000	910,520	937,836	965,971	994,950
400 Purchased Services	641,029	1,012,526	1,012,229	1,042,596	1,073,874	1,106,090	1,139,273	1,173,451
500 Supplies and Materials	881,764	1,142,599	985,529	900,000	850,000	850,000	850,000	850,000
600 Capital Outlay -New	1,000,000	1,497,567	456,658	2,063,000	50,000	50,000	50,000	50,000
700 Capital Outlay - Replacement	5,242	1,950	4,000	4,160	4,326	4,499	4,679	4,857
800 Other	130,655	261,196	230,996	240,236	249,845	259,839	270,233	281,042
<b>Total Operating Disbursements</b>	<b>5,372,413</b>	<b>6,729,605</b>	<b>6,004,189</b>	<b>7,733,992</b>	<b>5,816,566</b>	<b>5,966,605</b>	<b>6,121,246</b>	<b>6,280,623</b>
Excess of Operating Receipts Over Operating Disbursements	(1,372,133)	(2,046,445)	(1,508,834)	(3,084,559)	(898,749)	(896,189)	(893,889)	(891,847)
<b><u>Nonoperating Receipts/</u></b>								
Federal Grants (all 4000 except fund	1,069,202	1,168,408	1,718,081	1,410,000	1,452,300	1,495,869	1,540,745	1,586,967
Federal Fiscal Stabilization/Ed Jobs			291,237	479,483				
State Grants (3200, except 3211)	8,073	8,396	17,043	17,043	18,747	20,622	22,684	24,953
Donations (1820)	0	0	0	0	0	0	0	0
Interest Income (1400)	1,790	1,862	2,048	2,253	2,478	2,726	2,998	3,298
Debt Proceeds (1900)	800,000	938,869	337,000	1,413,000	0	0	0	0
Debt Principal Retirement	(205,404)	(209,822)	(300,068)	(309,944)	(473,441)	(497,113)	(521,969)	(548,067)
Interest and Fiscal Charges	(185,000)	(182,178)	(152,154)	(128,724)	(136,800)	(129,960)	(129,960)	(129,960)
Transfers - In								
Transfers - Out	0	0		0	0	0	0	0
<b>Total Nonoperating Revenues/</b>	<b>1,488,661</b>	<b>1,725,534</b>	<b>1,913,187</b>	<b>2,883,111</b>	<b>863,284</b>	<b>892,144</b>	<b>914,498</b>	<b>937,191</b>
Excess of Operating and Nonoperating Over/(Under) Operating and Nonoperat- Disbursements	116,528	(320,911)	404,353	(201,448)	(35,465)	(4,046)	20,609	45,344
Fund Cash Balance Beginning of Fiscal	399,107	515,635	194,725	599,078	397,629	362,164	358,118	378,728
Fund Cash Balance End of Fiscal Year	515,635	194,725	599,078	397,629	362,164	358,118	378,728	424,072



# Annual Report 2010

## Needs Assessment Outcomes Summary

### Primary grades

- Additional interventions are needed for some struggling readers. Volunteer programming is needed for one on one reading practice.
- There is a need for more social studies and science exposure at this level.
- More detailed analysis on reading achievement needed for charting academic progress.

### Intermediate grades

- Self contained classrooms need to be implemented at grades 5-6 to decrease loss of instructional time during transitions.
- More science instructional time is needed. An increase in science lab time is needed.
- More holistic educational opportunities needed at intermediate, middle school, and high school.

### Middle School and High School

- Advanced science and social studies programming for High school students needs adjusted for preparation of ACT/SAT.
- Better quality Spanish program is needed for Foreign language component.
- Effort to enter into Ohio Athletic Association instead of current leagues.



“Greatness is not in where we stand, but in what direction we are moving. We must sail sometimes with the wind and sometimes against it -- but sail we must and not drift, nor lie at anchor.”

Oliver Wendell Holmes



CINCINNATI COLLEGE  
PREPARATORY  
ACADEMY

Elementary Building  
1425 Linn St.  
Cincinnati, Ohio 45214

High School  
1515 Linn St.  
Cincinnati, Ohio 45214

Website: [ccpaonline.com](http://ccpaonline.com)  
Email: [ccpa@zoomtown.com](mailto:ccpa@zoomtown.com)